

**EUROMOMO**

## Graphs and maps

Last updated on week 20, 2020

These graphs were generated in week 2020-20 with data from all 24 participating countries: Austria, Belgium, Denmark, Estonia, Finland, France, Germany (Berlin), Germany (Hesse), Greece, Hungary, Ireland, Italy, Luxembourg, Malta, Netherlands, Norway, Portugal, Spain, Sweden, Switzerland, UK (England), UK (Northern Ireland), UK (Scotland), UK (Wales).

### GRAPHS

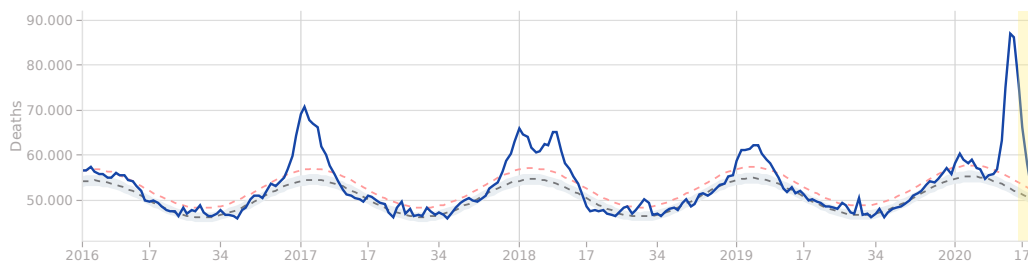
#### Pooled number of deaths by age group

Graphs showing the pooled weekly total number of deaths in the data-providing EuroMOMO partner countries from 2016 onwards, all ages and by age groups.

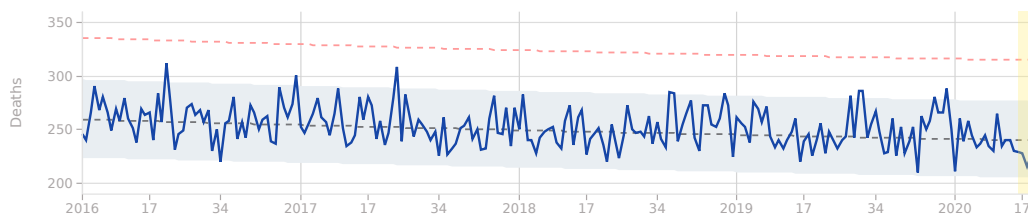
WEEK RANGE: 2016-01 to 2020-19

— Pooled deaths    ■ Normal range    - - - Baseline    - - - Substantial increase    ■ Corrected for delay in registration

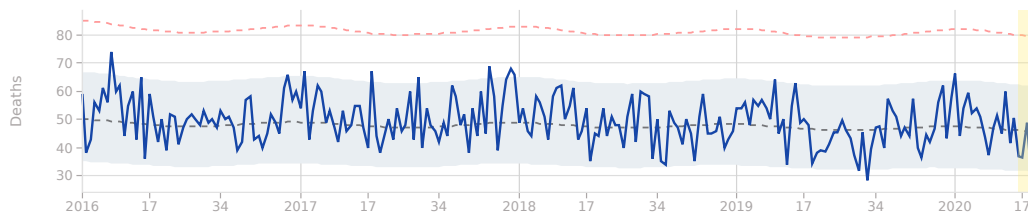
**All ages**



**0-4 years**



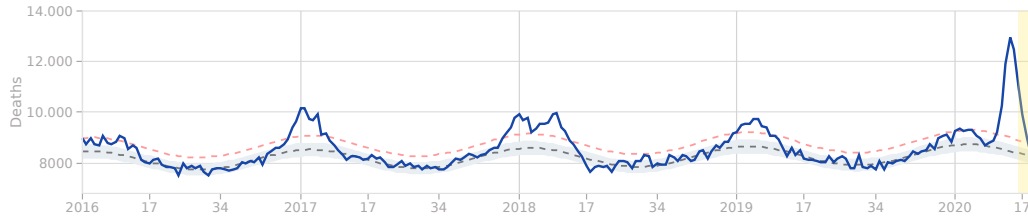
**5-14 years**



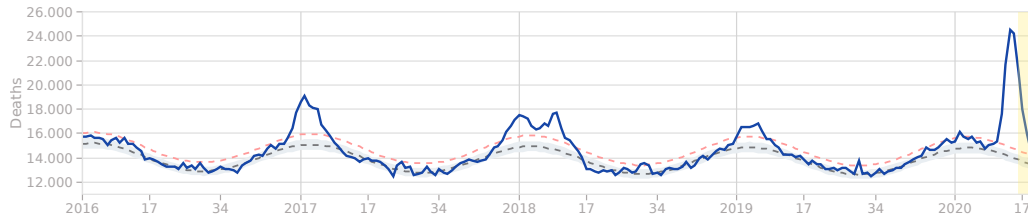
**15-64 years**



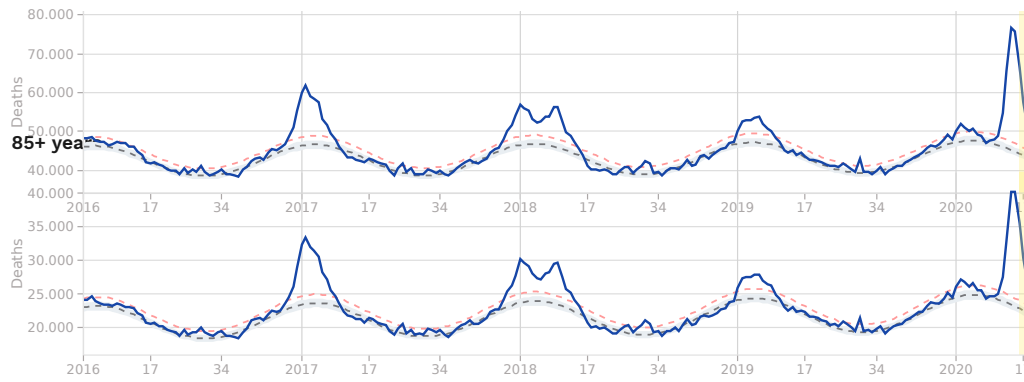
**65-74 years**



**75-84 years**



**65+ years**



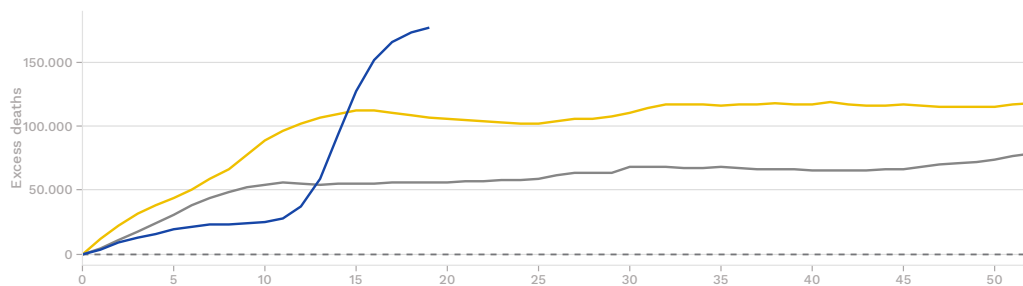
### Excess mortality

Graphs showing the weekly excess deaths (deviation in mortality from the expected level) in the data-providing EuroMOMO partner countries for the past years, all ages and by age groups.

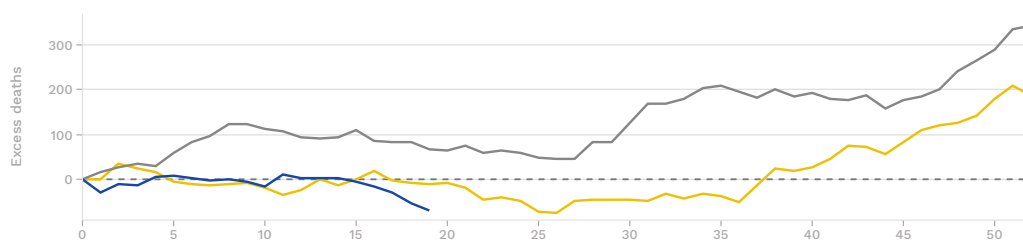
WEEK RANGE: Week 0 to Week 52

--- Baseline    2018    2019    2020

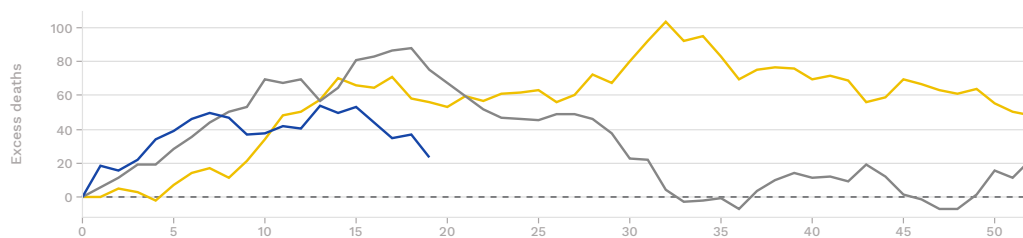
**All ages**



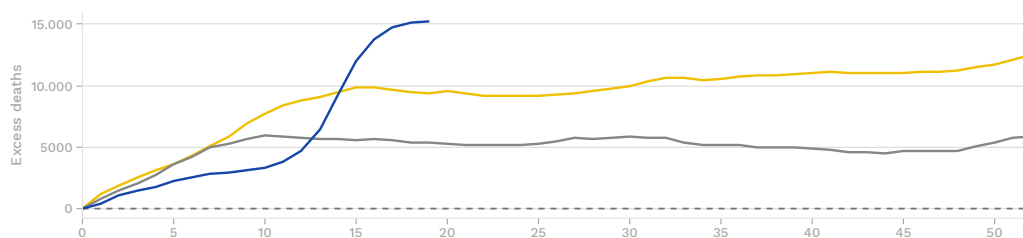
**0-4 years**



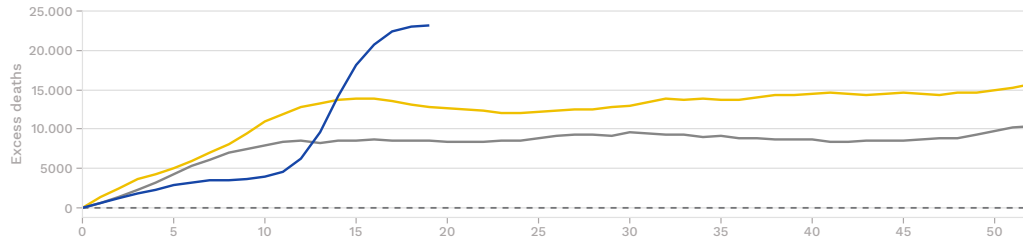
**5-14 years**



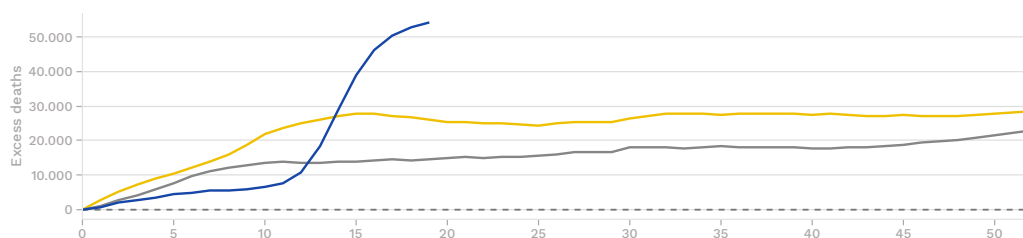
**15-64 years**



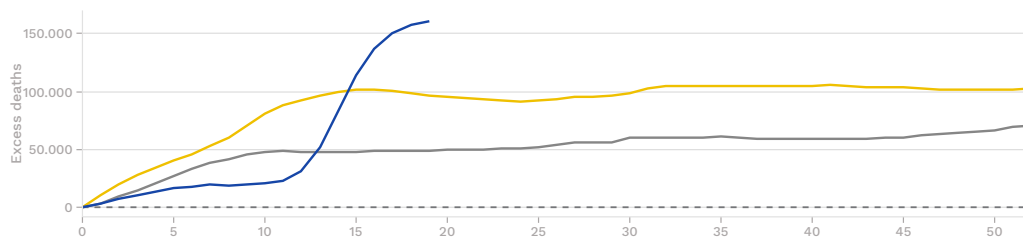
**65-74 years**



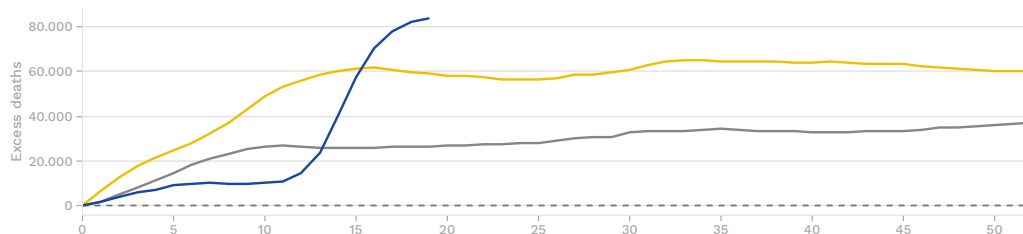
**75-84 years**



**65+ years**



**85+ years**



**Map of z-scores by country**

Map showing the weekly z-score for the total population in the data-providing EuroMOMO partner countries from week 1, 2015 until today.

WEEK: 2020-19

**Week 19, 2020**



Week of study: 20, 2020. Must be interpreted with caution as adjustments for delayed registrations may be imprecise.

## Z-scores by country

Graphs of the weekly z-score at the national level in the EuroMOMO participating countries from week 1, 2015 until today.

WEEK RANGE: 2016-20 to 2020-19

— Z-score    - - - Baseline    ■ Normal range    - - - Substantial increase    ■ Corrected for delay in registration

**Austria**



**Belgium**



**Denmark**



**Estonia**



**Finland**



**France**



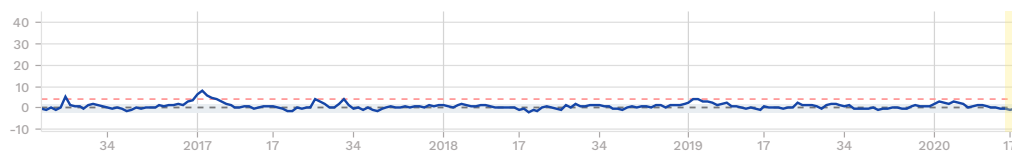
**Germany (Berlin)**



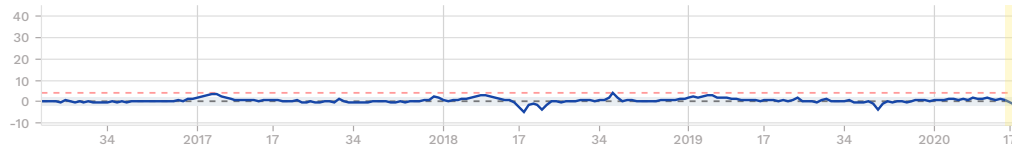
**Germany (Hesse)**



**Greece**



**Hungary**



**Ireland**



**Italy**



**Luxembourg**



**Malta**



**Netherlands**



**Norway**



**Portugal**



**Spain**





Sweden



Switzerland



UK (England)



UK (Northern Ireland)



UK (Scotland)



UK (Wales)

